

CentrEd at ExCeL.
A better place to learn.



Delivering a complete meeting experience

We know that developing your future involves a comfortable and stimulating environment just as much as it requires the latest tools and technology.

Being at the heart of what's new and fresh, CentrEd at ExCeL combines all the vital ingredients, and a bit extra, to deliver a complete meeting experience for your team to question, explore and learn.

CentrEd at ExCeL.
A better place to learn.





Reception



Reception coffee lounge



Waterfront restaurant



Private entrance via the dockside with a dedicated reception area.



Coffee lounges with unlimited tea and coffee.



Waterfront self-service restaurant.



Internet stations and business services.




29 training rooms with flexible walls to create spaces for up to 400 delegates.




Ceiling mounted data projector and flipchart in each room.



All rooms have natural daylight and balconies with a view of Royal Victoria Dock, Canary Wharf and The O2.



Coffee lounge



Balcony with views across dock



Meeting & training room

CentrEd at ExCeL. A better place to learn.



Air conditioning, controllable from each room.



Complimentary Wi-Fi.

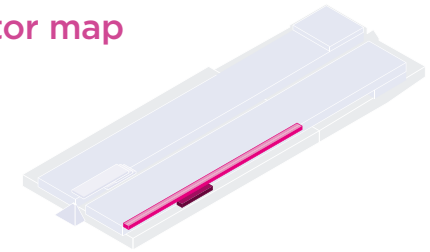


Onsite parking.

CentrEd at ExCeL — Rooms

Levels 0 & 2

Locator map



Level 2



Maximum number of delegates in each style

Level 2 - Room	Area	Dimensions	Height	Theatre	Classroom	Cabaret	Banquet	Reception	Boardroom	U shape
Large single room	97m ²	12.74m x 7.61m	3.25m	90	40	*48	60	90	34	23
Small single room	71m ²	12.74m x 5.58m	3.25m	70	28	*32	40	60	34	23
Large double room	194m ²	12.74m x 15.22m	3.25m	200	98	*96	120	200	50	47
Small double room	168m ²	12.74m x 13.19m	3.25m	180	80	*80	100	180	44	41
South Gallery Room 1	96m ²	8.67m x 11.08m	3.25m	90	40	*48	60	90	34	23
South Gallery Room 2	95m ²	7.51m x 12.74m	3.25m	80	40	*40	50	80	34	23
South Gallery Room 29	96m ²	8.67m x 11.12m	3.25m	90	40	*48	60	90	34	23
South Gallery Rooms 8+9+10, 18+19, 21+22	291m ²	12.74m x 22.83m	3.25m	304	118	*144	180	304	60	65
South Gallery Rooms 7+8+9+10, 17+18+19, 20+21+22	362m ²	12.74m x 28.41m	3.25m	400	145	*184	230	400	70	83

Key:

- Partition wall
- Public lifts
- Male toilets
- Accessible toilets
- Emergency exits
- Toilets
- Female toilets

Cabaret numbers based on a max of eight per table (using 5ft round tables);
Banquet numbers based on a max of ten per table (using 5ft round tables)

Large single room: 3, 4, 5, 7, 8, 9, 11, 12, 13, 15, 16, 17, 18, 20, 21, 23, 24, 25, 27, 28, 29

Small single room: 6, 10, 14, 26

Large double room: 3+4, 7+8, 8+9, 11+12, 15+16, 17+18, 20+21, 23+24, 27+28

Small double room: 5+6, 9+10, 13+14, 19, 22, 25+26

Level 0



Level 2

- Lounge: 201m²

Level 0

- Lounge: 414m²
- Restaurant: 454m²

Ceiling height

- Maximum headroom: 3.25m clear to ceiling

Door dimensions

- Maximum headroom: 2m clear to ceiling
- Door width: 1.5m

Maximum occupancy

- Single rooms — 90 people
- Double rooms — 200 people

Maximum loading

- Breakout areas: 5.0kn/m²

Lift dimensions

- 239 cm (h) x 180cm (w) x 155cm (d)
- Weight loading: 16 persons/1350kg

Facilities

- Dimmable house lighting
- All suites are acoustically sealed
- All rooms have sun blinds
- Permanently installed projection screen
- Ceiling mount for data projector
- Natural daylight
- Built-in Audio Visual services

Reception

- Direct access to car park
- Internet stations
- Lounge area with self-service coffee machines

Restaurant

- Seated restaurant for 250 people

CentrEd at ExCeL. A better place to learn.

Venue location & travel times

Our new training centre is not only great to work in, it's easy to get to. We're located in the heart of London's historic Royal Docks, just ten minutes from Canary Wharf and 20 minutes from the City of London.

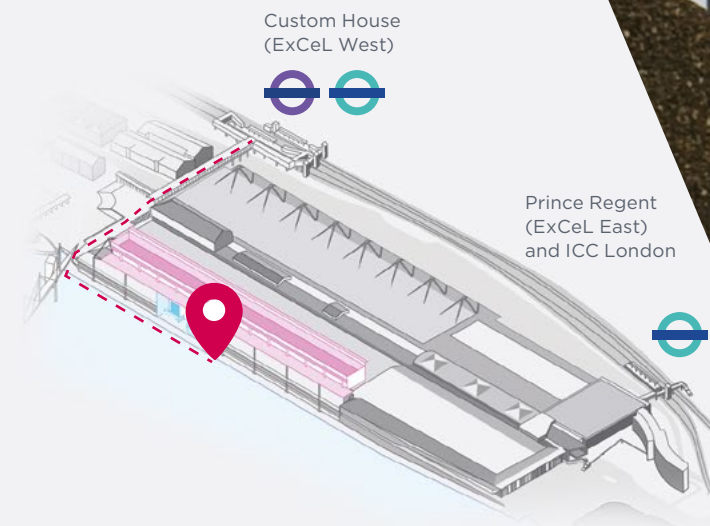
With an onsite station, London City Airport on our doorstep and plenty of parking, your journey to CentrEd is covered.

Stations – Travel times:

Canary Wharf	10 mins
Stratford International	15 mins
London Bridge	15 mins
Waterloo	17 mins
Tower Gateway	18 mins
Bank	21 mins
Westminster	22 mins
Liverpool Street	25 mins
Bond Street	30 mins
St Pancras/King's Cross	35 mins

CentrEd

One Western Gateway
Royal Victoria Dock
London E16 1XL



Hotels

Once onsite, you will find eleven different hotels offering a wide range of facilities and price points. Whether you require budget or luxury accommodation, we will have an option to suit your requirements.



Aloft London ExCeL

Rating
N/A

Total rooms
252



Crowne Plaza London Docklands

Rating
4

Total rooms
210



Novotel London ExCeL

Rating
4

Total rooms
257



DoubleTree by Hilton London ExCeL

Rating
4

Total rooms
224



Sunborn Yacht Hotel

Rating
4 deluxe

Total rooms
136



Good Hotel

Rating
N/A

Total rooms
148



Moxy London Stratford

Rating
3

Total rooms
164



Hampton by Hilton London Docklands

Rating
3

Total rooms
209



Holiday Inn Express

Rating
3

Total rooms
204



ibis London ExCeL

Rating
2

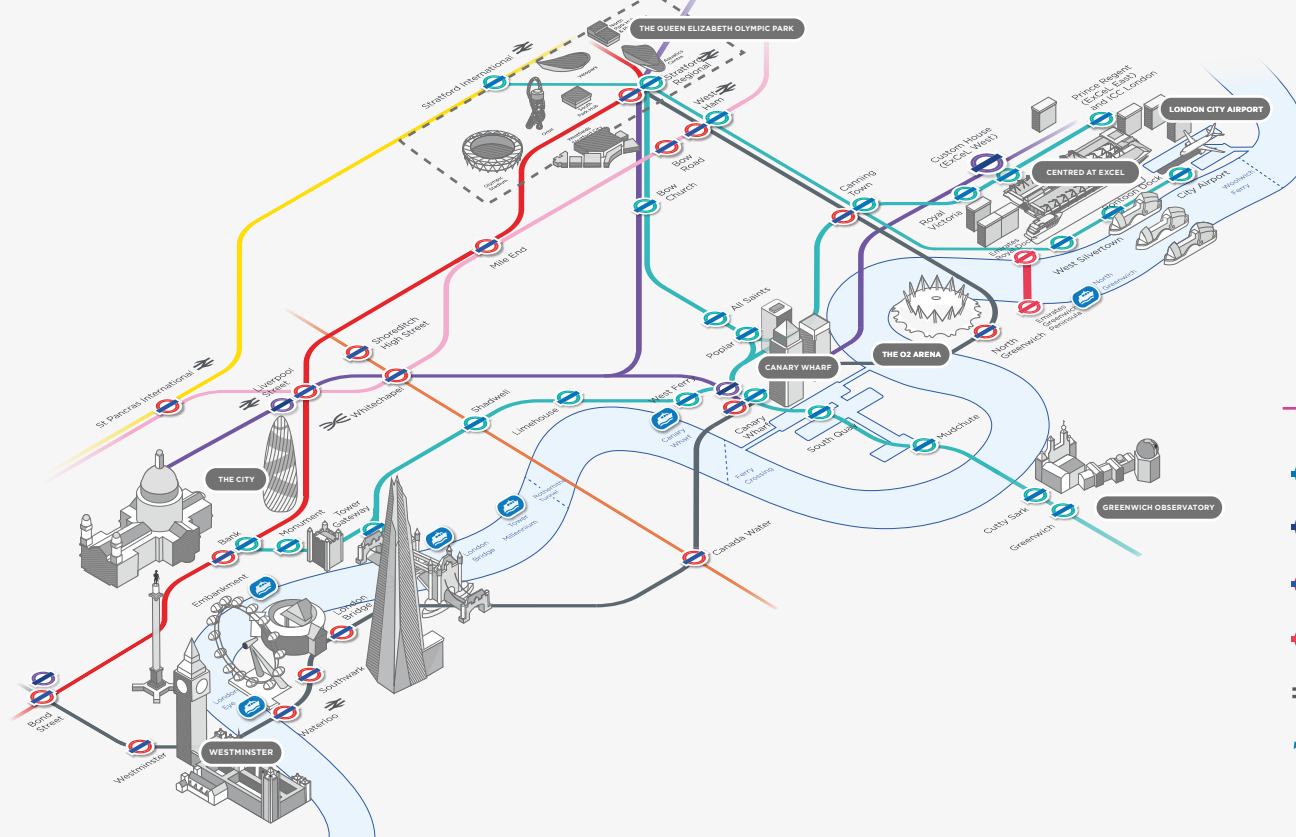
Total rooms
278















Premier Inn London Docklands

Rating
2

Total rooms
203



-  DLR Stations
-  Elizabeth line stations
-  Underground Stations
-  Emirates Cable Car
-  National Rail
-  River Bus (Ferry)
-  DLR line
-  Jubilee line
-  Central line
-  Overground
-  Elizabeth line
-  High Speed line

For more information
please contact us via

Web:
www.centred.london

Email:
centred@excel.london

Phone:
+44 (0)20 7069 4723

You can also meet the team at:
www.centred.london/about-us



CentrEd at ExCeL. A better place to learn.